

# maiha

## Five-Wire Curtain Motor



RF433/485/Dry Contact/External 220V Strong Power

### Specifications

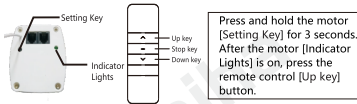
Production model: W820-12N	Power: 45W
Input voltage: 100V-230V50/60Hz	Working torque: 1.2Nm/2.0Nm
Working current: 0.2A~1.0A	Protection level: IP44
Operating speed: 14CM/S	Safety load: 60KG

-1-

### Function Introduction

- Power-off travel deletion
- Automatically set travel limit
- Hand-pull trigger automatic
- Slow start and slow stop
- Stop function when encountering obstacles
- Automatically switch to manual mode when power is off

### Remote control and motor learning code



### Switch direction reversing setting


Press and hold the motor [Setting Key] for 3 seconds. After the [Indicator Lights] are on, press the remote control [Stop key] to complete.

### Restore factory settings

Press and hold the motor [Setting Key] for 3 seconds, release it slightly, and then press and hold the motor [Setting Key] until the [Indicator Lights] flashes quickly.

-2-

### Wiring method




- |                       |                       |
|-----------------------|-----------------------|
| 1. Common wire (+12V) | 5. +5V power supply   |
| 2. Common ground wire | 6. Public ground wire |
| 3. On                 | 7. 485B-              |
| 4. Off                | 8. 485A+              |

Normal mode { 1+3 Open  
1+4 Close  
1+3+4 Pause

Open/ Pause { 1+3 Open  
Close/ Pause { 1+4 Close  
Press any key repeatedly to stop

-3-



Press the button at the end of the motor to set it to the actual required mode:

1. One short press plus one long press to reverse the motor.
2. Two short presses plus one long press to power off with memory.
3. Three short presses plus one long press to stop the switch (switch with light) in normal mode.
4. Four short presses plus one long press to stop the switch (switch reset).
5. Five short presses plus one long press to turn on the hotel card.
6. Six short presses plus one long press to turn off the hotel card.
7. Press for three seconds until the light stays on, release and press for six seconds until the light goes out.

### Custom trip cancellation

Note: Continuous pressing is short pressing, and long pressing means not releasing the hand until the motor shakes left and right.

-4-